

# Uploading e-Forms



This tutorial describes how to find a large selection of electronic forms on the OCUS website

[www.oscarcanada.com](http://www.oscarcanada.com)

And how to upload them to your OSCAR system



The OCUS website  
[www.oscarcanada.org](http://www.oscarcanada.org)  
Has a huge repository of  
versatile and useful electronic  
forms shared by other users  
and available to you for upload  
to your own OSCAR system

## Navigation

- About OSCAR
- Information for OSCAR Users
- User Manuals
- OSCAR Users Groups
- OSCAR Support
- OSCAR Software Development
- OSCARA (OSCAR hardware)
- CAISI (OSCAR Integration)

## Search

## Welcome to OSCAR Canada Users Society

**OSCAR is a Suite of Applications which serve to enhance the health and social service community's ability to provide the highest level of care.**

All OSCAR applications are built in free [open source](#) software, which means you are free to download the program, use the program, or modify it.

- **OSCAR Electronic Medical Record (EMR)** has full billing capabilities, chronic disease management tools, prescription module, scheduling and many other features. OSCAR can run locally in an office or be accessed over the internet.
- **MyOSCAR** is a patient controlled personal health record that integrates with the OSCAR EMR.
- **MyDrugRef** is a "social-network" for pharmacists and physicians to facilitate "knowledge transfer" of drug information and is fully integrated with the OSCAR EMR.
- **OSCAR CAISI** is a national, award winning, full featured Case Management, Bed Management, and Program/Facility Management system, used by many leading Agencies and Residential Programs in Toronto, Hamilton, and Ottawa. This OSCAR partnership won the 2007 Silver Award of Excellence in the Efficiency & Operational Improvements from [CIPA Canadian Information Productivity Awards](#)

## Blogs

- [OSCAR Canada blog](#)
- [OSCAR PEI](#)
- [OSCAR Alberta](#)
- [OSCAR Argentina](#)

## Listserves

Subscribe to:

- [OSCAR Users \(this is the most active list\)](#)
- [Medical Office Assistants](#)
- [Developers](#)

## Membership



Home

Log in

You are here: Home

#### Navigation

- [About OSCAR](#)
- [Information for OSCAR Users](#)
- [User Manuals](#)
- [OSCAR Users Groups](#)
- [OSCAR Support](#)
- [OSCAR Software Development](#)
- [OSCARA \(OSCAR hardware\)](#)
- [CAISI \(OSCAR Integration\)](#)

#### Search

Search Site Search

## Welcome to OSCAR Canada Users Society

**OSCAR is a Suite of Applications which serve to enhance the health and social service community's ability to provide the highest level of care.**

are free to download

Click on "Information for OSCAR Users"

- [OSCAR Electronic Medical Record \(EMR\)](#) has imaging capabilities, chronic disease management tools, prescription module, scheduling and many other features. OSCAR can run locally in an office or be accessed over the internet.
- [MyOSCAR](#) is a patient controlled personal health record that integrates with the OSCAR EMR.
- [MyDrugRef](#) is a "social-network" for pharmacists and physicians to facilitate "knowledge transfer" of drug information and is fully integrated with the OSCAR EMR.
- [OSCAR CAISI](#) is a national, award winning, full featured Case Management, Bed Management, and Program/Facility Management system, used by many leading Agencies and Residential Programs in Toronto, Hamilton, and Ottawa. This OSCAR partnership won the 2007 Silver Award of Excellence in the Efficiency & Operational Improvements from CIPA Canadian Information Productivity Awards

#### Blogs

- [OSCAR Canada blog](#)
- [OSCAR PEI](#)
- [OSCAR Alberta](#)
- [OSCAR Argentina](#)

#### Listserves

Subscribe to:

- [OSCAR Users \(this is the most active list\)](#)
- [Medical Office Assistants](#)
- [Developers](#)

#### Membership

File Edit View History Bookmarks Tools Help


Google

EMR and Case Management Re...

Site Map Accessibility Contact

Search Site Search

☐ only in current section



Home

You are here: Home → Information for OSCAR Users → EMR and Case Management Resources

Navigation

About OSCAR

Information for OSCAR Users

Help with latest echart

EMR and Case Management Resources

eForms

Templates

Report Templates

QBE

Server Backup Strategies

OSCAR Server Maintenance Scripts

EMR and Case Management Resources for Users

This is where you will find useful resources for your OSCAR system shared by other OSCAR users. The sub-folders contain examples of eForms, Templates, Query by Example, and help to create your own smart forms, measurement tools, calculators etc.. Materials felt by groups to be specific to their own locales may be found separately under "Users groups".

eForms

Templates

Report templates

Query by example

Server backup strategies

OSCAR Server Maintenance Scripts

Send this

Print this

Blogs

OSCAR Canada blog

OSCAR PEI

OSCAR Alberta

OSCAR Argentina

Listserves

Subscribe to:

OSCAR Users (this is the most active list)

Medical Office Assistants

Developers

Membership

http://www.oscarcanada.org/oscar-users/emr-resource/eform

And then "EMR and Case Management Resources", and then eForms



## Navigation

- About OSCAR
- Information for OSCAR Users
  - Help with latest echart
- EMR and Case Management Resources
- eForms
  - eForm building resources
  - eForms for download**
    - BC Specific
    - Calculators
    - Cardiovascular
    - Chronic Disease Action Plans
    - Communication With Others
    - Geriatrics
    - Graphical eForms
    - History Taking
    - Imaging
    - Lab
    - Musculoskeletal
    - Ob/Gyn
    - Ontario Specific
    - PAP recall letters
  - E-Forms
  - Templates
  - Report Templates

## eForms for download

eForms that have been made by others. You can download use and modify them. If you make any improvements then please contribute your form back to the OSCAR community. Some of the lab/imaging requisition forms are Province specific. (To download the form images, click on the image, then right click and select "save image as...", and use the title as the image name)

## BC Specific

[Read More...](#)

## Calculators

All calculator e-Forms goes here

[Read More...](#)

## Cardiovascular

Cardiovascular eForms

[Read More...](#)

## Chronic Disease Action Plans

[Read More...](#)

## Communication With Others

Referrals, sick notes, general letters, patient summaries, and more

[Read More...](#)

## Geriatrics

[Read More...](#)

## Graphical eForms

Here are the available eForms sorted into categories. Some of them are HTML only forms, others require that you upload a background image first.

I'm going to pick one with a background image to show you how to upload that

## Blogs

- OSCAR Canada blog
- OSCAR PEI
- OSCAR Alberta
- OSCAR Argentina

## Listservs

Subscribe to:

- OSCAR Users (this is the most active list)
- Medical Office Assistants
- Developers

## Membership

OSCAR users- please register with the OSCARcanada Users Society. There is no cost to be a member of the OSCARcanada Users Society and you will receive periodic updates about important OSCAR developments, news and meetings. Members are also be able to vote at the AGM


## Useful Links

- Live Demo sites
- Download OSCAR

FileEditViewHistoryBookmarksToolsHelp

Google

Communication With Others



OSCAR  
Canada

Home

You are here: Home → Information for OSCAR Users → EMR and Case Management Resources → eForms → eForms for Communication With Others

Site MapAccessibilityContact

Search Site

Search

☐ only in current section

Log in

Navigation

About OSCAR

Information for OSCAR Users

Help with latest echart

EMR and Case Management Resources

eForms

eForm building resources

eForms for download

BC Specific

Calculators

Cardiovascular

Chronic Disease Action Plans

Communication With Others

Communication With Others

Referrals, sick notes, general letters, patient summaries, and more

Allied Health Referral

Department of National Defense - Consultation Report

Generic Letter

Patient Summary

Sick Note

WCB

Blank letter head. Buttons on the side allows you to quickly paste in a patient label and the other patient information.

Blank page with demographic at the top. Shortcut button on the side that lets you quickly insert the social history & family history/other meds/past medical history/ongoing concerns/reminders text into the page.

Blogs

OSCAR Canada blog

OSCAR PEI

OSCAR Alberta

OSCAR Argentina

Listservs

Subscribe to:

OSCAR Users (this is the most active list)

Medical Office Assistants


Developers


Membership

OSCAR users- please


Done

How about the Dept of National Defense – Consultation Report...  
Let us click it


File Edit View History Bookmarks Tools Help |  Google

Department of National Defens... 

Site Map Accessibility Contact

Search Site  Search

☐ only in current section




Home


You are here: Home → Information for OSCAR Users → EMR and Case Management Resources → Consultation Report

Navigation

- About OSCAR
- Information for OSCAR Users
  - Help with latest echart
- EMR and Case Management Resources
  - eForms
    - eForm building resources
    - eForms for download
      - BC Specific
      - Calculators
      - Cardiovascular
      - Chronic Disease Action Plans

Department of National Defense

 [DND.html](#)

 [DND.png](#)

Log in

Communication With Others → Department of National Defense -

Blogs

- OSCAR Canada blog
- OSCAR PEI
- OSCAR Alberta
- OSCAR Argentina



Send this — Print this —

Listserves

Subscribe to:

- OSCAR Users (this is the most active list)
- Medical Office Assistants
- Developers

Membership

<http://www.oscarcanada.org/oscar-users/emr-resource/eform/eform-examples/communication-with-other-health-care-professionals/de...>  

Here we have two files we want to upload.

“DND.html” is the code that makes the form elements display in the browser.

“DND.png” is an image formatted file that will provide the background image for our eForm. Let us upload the image file first. So we'll click it.



File Edit View History Bookmarks Tools Help | Google

DND.png — OSCAR Canada Use...

You are here: Home → Information for OSCAR Users → EMR and Case Management Resources → eForms → eForms for download → Communication With Others → Department of National Defense - Consultation Report → DND.png

### Navigation

- About OSCAR
- Information for OSCAR Users
  - Help with latest echart
- EMR and Case Management Resources
  - eForms
    - eForm building resources
    - eForms for download
      - BC Specific
      - Calculators
      - Cardiovascular
      - Chronic Disease Action Plans
    - Communication With Others
      - A Standard Rich Text Letter
    - Department of National Defense -

## DND.png

Make sure you click down here to see the full size image

Click to view full-size image... — Size: 60.0 kB

Send this — Print this —

### Blogs

- OSCAR Canada blog
- OSCAR PEI
- OSCAR Alberta
- OSCAR Argentina

### Listservs

Subscribe to:

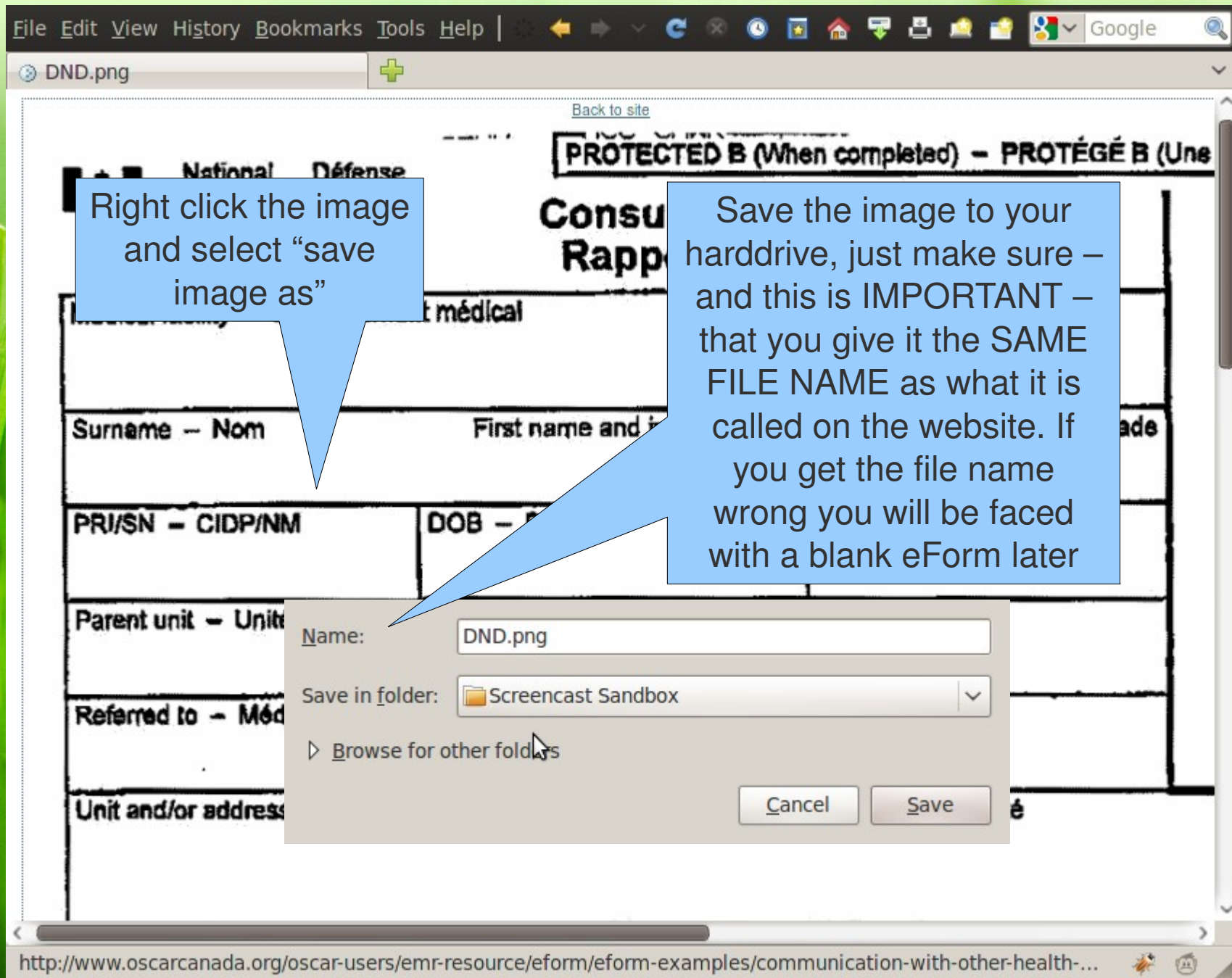
- OSCAR Users (this is the most active list)
- Medical Office Assistants
- Developers


### Membership


OSCAR users- please register with the OSCARcanada Users Society. There is no cost to be a member of the OSCARcanada Users Society and you will receive periodic updates.

Done







File Edit View History Bookmarks Tools Help |  Google

Department of National Defens... 

Site Map Accessibility Contact

Search Site  Search  
☐ only in current section




Home Log in


You are here: Home → Information for OSCAR Users → EMR and Case Management Resources → eForms → eForms for download → Communication With Others → Department of National Defense - Consultation

**Navigation**

- About OSCAR
- Information for OSCAR Users
  - Help with latest echart
- EMR and Case Management Resources
- eForms
  - eForm building resources
  - eForms for download
  - BC Specific
  - Calculators

**Department of National Defense - Consultation Report**

 [DND.html](#)

 [DND.png](#)

Send this — Print this —


**Blogs**

- OSCAR Canada blog
- OSCAR PEI
- OSCAR Alberta
- OSCAR Argentina

**Listservs**

Subscribe to:

- OSCAR Users (this is the most active list)
- Medical Office Assistants
- Developers

Done 

Now let's have a look at the DND.html file



File Edit View History Bookmarks Tools Help | Google

DND.html — OSCAR Canada Us...

### Navigation

- About OSCAR
- Information for OSCAR Users
  - Help with latest echart
- EMR and Case Management Resources
  - eForms
    - eForm building resources
  - eForms for download
    - BC Specific
    - Calculators
    - Cardiovascular
    - Chronic Disease Action Plans
    - Communication With Others
  - A Standard Rich Text Letter
  - Department of National Defense - Consultation Report
  - DND.html**
  - Geriatrics
  - Graphical eForms
  - History Taking
  - Imaging
  - Lab
  - Musculoskeletal
  - Ob/Gyn
  - Ontario Specific
  - PAP recall letters
- E-Forms
- Templates
- Report Templates
- QBE
- Server Backup Strategies
- OSCAR Server Maintenance Scripts
- Diagnostic and Treatment Coding Systems
- OSCAR screencasts
- Documents for Users

### DND.html

DND.html — HTML, 7Kb

### File contents

```
<html>
<head>
<title>Department of National Defense Consultation Report</title>
<!--Script to maximize window on loading-->
<script language="JavaScript1.2">
<!--
top.window.moveTo(0,0);
if (document.all) {
top.window.resizeTo(screen.availWidth,screen.availHeight);
}
else if (document.layers||document.getElementById) {
if (top.window.outerHeight<screen.availHeight||top.window.outerWidth<screen.availWidth) {
top.window.outerHeight = screen.availHeight;
top.window.outerWidth = screen.availWidth;
}
}
}
//-->
</script>
<!--End maximizing window script-->
<!-- CSS Script that removes textarea and textbox borders when printing -->
<style type="text/css" media="print">
div.DoNotPrint{
display:none;
}
.noborder {
scrollbar-3dlight-color: transparent;
scrollbar-3dlight-color: transparent;
scrollbar-arrow-color: transparent;
scrollbar-base-color: transparent;
scrollbar-darkshadow-color: transparent;
scrollbar-face-color: transparent;
scrollbar-highlight-color: transparent;
scrollbar-shadow-color: transparent;
scrollbar-track-color: transparent;
background: transparent;
overflow: hidden;
border : 0px;
}
</style>
<!-- ----- -->
</head>

<body width="750px">

<div style="position: absolute; left: 12px; top: 16px;">

</div>

<!-- You can remove {oscar_image_path} as you develop the form, but make sure you put it back before uploading to OSCAR otherwise the image wouldn't show.
<!-- Also note: the image filename IS CASE SENSITIVE INCLUDING THE EXTENSION. It may work otherwise in Windows, but not in OSCAR because it's based on a Linux platf

<form name="FormName" method="POST" action="">
```

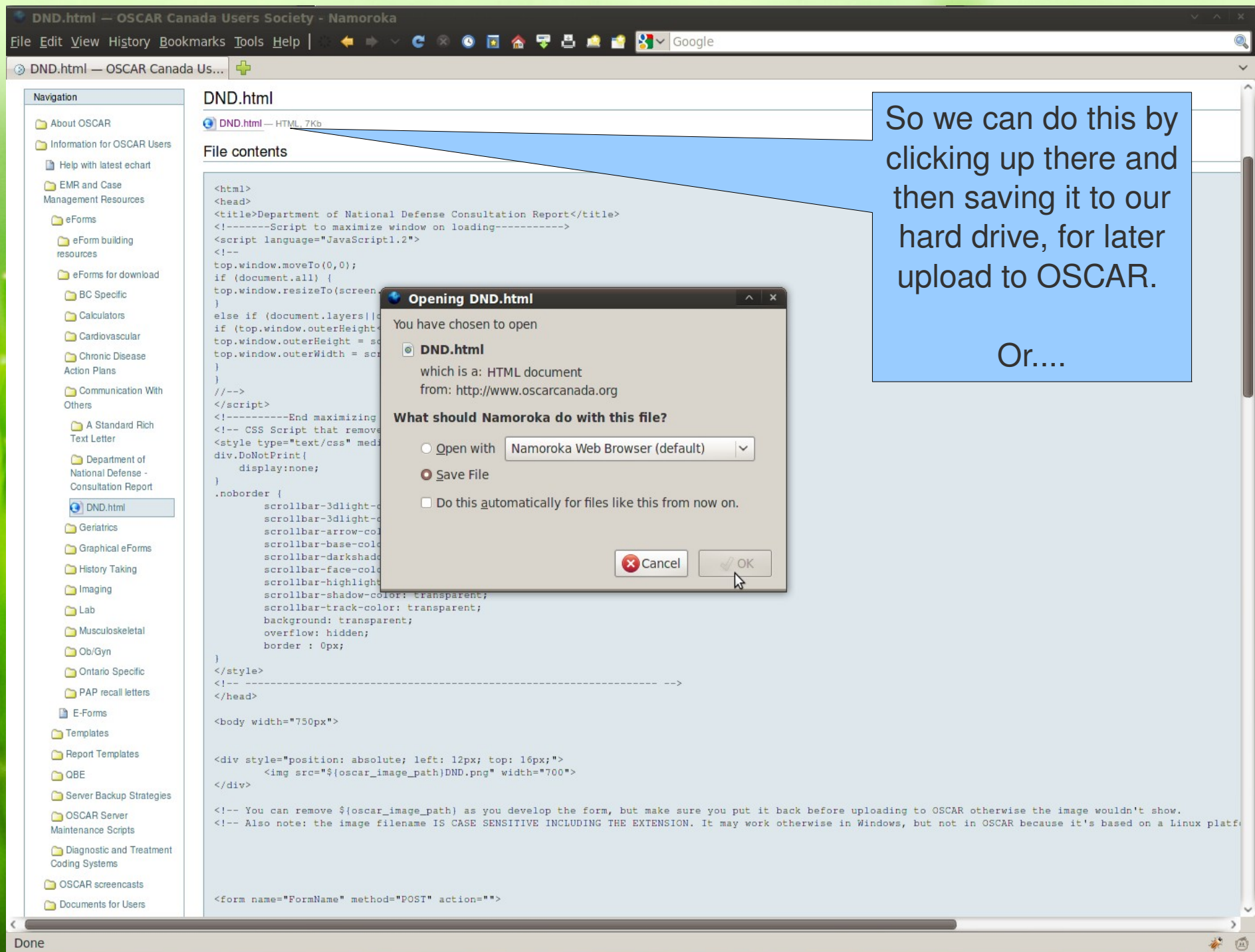
So this is html code.  
We need to plug this  
into our OSCAR

Done



So we can do this by clicking up there and then saving it to our hard drive, for later upload to OSCAR.

Or....



Jun 25, 2009

OSCAR Demonstration on  
March 26 in Vancouver

Jun 25, 2009

[More news...](#)

```
<textarea class="noborder" name="ConsultReport2" style="height: 40px; width: 515px; font-family: Arial; font-size: 12px; " wrap="virtual"></textarea>
</div>

<div style="position: absolute; left: 140px; top: 684px;">
  <input class="noborder" name="Diagnosis" style="width: 550px; font-family: Arial; font-size: 12px; " type="text">
</div>

<div style="position: absolute; left: 32px; top: 725px; width: 489px;">
  <textarea class="noborder" name="Recommendations" style="height: 100px; width: 660px; font-family: Arial; font-size: 12px; "></textarea>
</div>

<div style="position: absolute; left: 46px; top: 858px; font-size: 12px; font-weight: bold; ">
  General Practitioner
</div>

<div style="position: absolute; left: 205px; top: 856px;">
  <input class="noborder" name="CurrentProviderDoctor" oscarb=provider_name style="width: 600px; font-size: 12px; " type="text">
</div>

<div style="position: absolute; left: 605px; top: 853px;">
  <input class="noborder" name="TodaysDate" oscarb=today style="width: 90px; font-family: Arial; font-size: 12px; " type="text">
</div>

<div style="position: absolute; left: 413px; top: 850px; font-size: 12px;">
  <b>"Electronically signed"</b>
</div>

<!-- ----- -->

<!-- The submit/print/reset buttons -->
<div class="DoNotPrint" style="position: absolute; top: 958px; left: 41px;">
<table>
  <tr>
    <td class="subjectline">
      Subject: <input name="subject" size="40" type="text">&nbsp;
      <input value="Submit" name="B1" type="submit">
      <input value="Reset" name="B2" type="reset">
      <input value="Print" onclick="javascript:window.print()" type="button">
      <input value="Print and Submit" name="PrintSubmitButton" type="button">
    </td>
  </tr>
</table>
</div>
</form>

</body></html>
```

What I like to do, is simply select the text with my mouse pointer and copy it (either with CTRL + C or by right clicking and selecting "copy")

We'll simply paste it into the right place in OSCAR later.

Report by Template  
Age-Sex Report  
Visit Report  
PCN Catchment Report  
Flu Billing Report  
Overnight Batch Eligibility Checking  
Surveillance Report  
Rehab Study  
Export Patient List by Appointment Time  
Link Tracking Report  
Activity Report  
Provider Service Report  
Population Report

### **oscarBackup**

oscarDatabase/Document Download

### **oscarMessenger**

Messages  
Messenger Group Admin

### **E-Forms**

Upload a Form  
Upload an Image  
Form Groups

### **oscarEncounter**

Select Forms  
Import Form Data  
Customize Disease Registry Quick List  
Customize oscarMeasurements

### **Misc**

Clinic Admin  
Demographic Export  
Import New Demographic  
Demographic Merge Records

Now onwards to the OSCAR Admin page, scroll down to the E-Forms section. We'll upload the background image first



Browse to your hard drive to pick up the image file we saved

## UPLOAD E-FORM

File name

Browse...

Upload

[Back to Admin Page](#)

[Upload a Form](#)

[List Deleted Forms](#)

[Upload an Image](#)  
[eForm Groups](#)

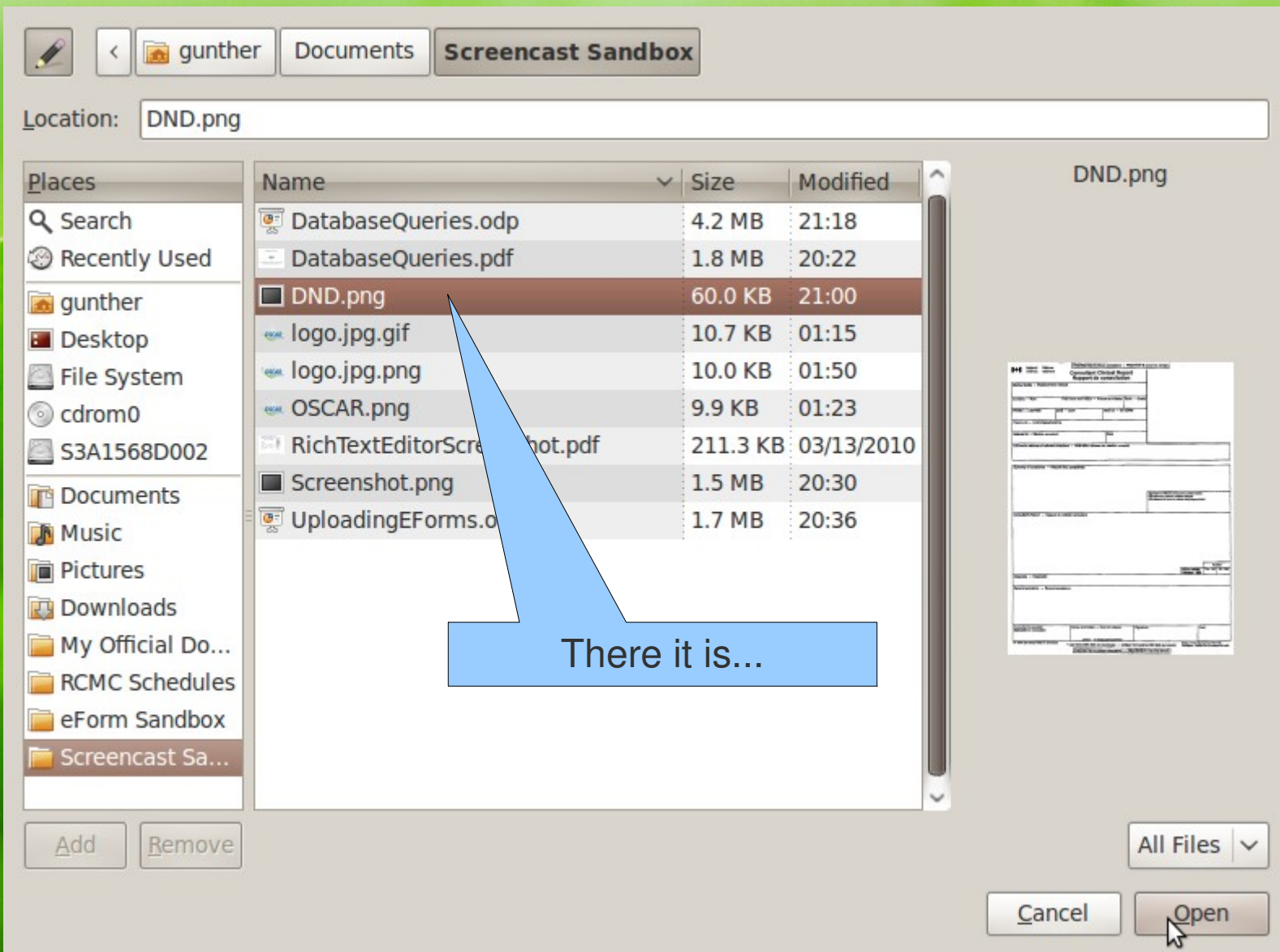
### Form Library

Image Name	Action
<a href="#">nghmedicalimaging.png</a>	<a href="#">Delete</a>
<a href="#">LabReq.png</a>	<a href="#">Delete</a>
<a href="#">text_color.png</a>	<a href="#">Delete</a>
<a href="#">PlanG.png</a>	<a href="#">Delete</a>
<a href="#">CHADS2.png</a>	<a href="#">Delete</a>
<a href="#">virusculture.png</a>	<a href="#">Delete</a>
<a href="#">PFTInstructions.png</a>	<a href="#">Delete</a>
<a href="#">js.js</a>	<a href="#">Delete</a>
<a href="#">CRoutpatientXrayReq.png</a>	<a href="#">Delete</a>
<a href="#">SurfaceAnatomy.png</a>	<a href="#">Delete</a>
<a href="#">sfhc.gif</a>	<a href="#">Delete</a>
<a href="#">heartfunctionclinic.png</a>	<a href="#">Delete</a>
<a href="#">u.png</a>	<a href="#">Delete</a>
<a href="#">Asthma Special Authority Form.png</a>	<a href="#">Delete</a>
<a href="#">clock.png</a>	<a href="#">Delete</a>
<a href="#">MMSEworksheet.png</a>	<a href="#">Delete</a>
<a href="#">ctscancrh.png</a>	<a href="#">Delete</a>
<a href="#">ol.png</a>	<a href="#">Delete</a>
<a href="#">format-justify-left.png</a>	<a href="#">Delete</a>
<a href="#">iespell.png</a>	<a href="#">Delete</a>
<a href="#">MissedAppointment.html</a>	<a href="#">Delete</a>
<a href="#">clean.png</a>	<a href="#">Delete</a>
<a href="#">CoverLetter.html</a>	<a href="#">Delete</a>
<a href="#">all.png</a>	<a href="#">Delete</a>
<a href="#">G35ABC.png</a>	<a href="#">Delete</a>
<a href="#">RecallLetter.html</a>	<a href="#">Delete</a>

This is your existing library of background images

Done





## UPLOAD E-FORM

File name

Click upload to  
import the file

[Back to Admin Page](#)

[Upload a Form](#)

[List Deleted Forms](#)

[Upload an Image](#)

[eForm Groups](#)

Form Library

Image Name	Action
<a href="#">nqhmedicalimaging.png</a>	<a href="#">Delete</a>
<a href="#">LabReg.png</a>	<a href="#">Delete</a>
<a href="#">text_color.png</a>	<a href="#">Delete</a>
<a href="#">PlanG.png</a>	<a href="#">Delete</a>
<a href="#">CHADS2.png</a>	<a href="#">Delete</a>
<a href="#">virusculture.png</a>	<a href="#">Delete</a>
<a href="#">PFTInstructions.png</a>	<a href="#">Delete</a>
<a href="#">js.js</a>	<a href="#">Delete</a>
<a href="#">CRoutpatientXrayReg.png</a>	<a href="#">Delete</a>
<a href="#">SurfaceAnatomy.png</a>	<a href="#">Delete</a>
<a href="#">sfhc.gif</a>	<a href="#">Delete</a>
<a href="#">heartfunctionclinic.png</a>	<a href="#">Delete</a>
<a href="#">u.png</a>	<a href="#">Delete</a>
<a href="#">Asthma Special Authority Form.png</a>	<a href="#">Delete</a>
<a href="#">clock.png</a>	<a href="#">Delete</a>
<a href="#">MMSEworksheet.png</a>	<a href="#">Delete</a>
<a href="#">ctscancrh.png</a>	<a href="#">Delete</a>
<a href="#">ol.png</a>	<a href="#">Delete</a>
<a href="#">format-justify-left.png</a>	<a href="#">Delete</a>
<a href="#">iespell.png</a>	<a href="#">Delete</a>
<a href="#">MissedAppointment.html</a>	<a href="#">Delete</a>
<a href="#">clean.png</a>	<a href="#">Delete</a>
<a href="#">CoverLetter.html</a>	<a href="#">Delete</a>
<a href="#">all.png</a>	<a href="#">Delete</a>
<a href="#">G35ABC.png</a>	<a href="#">Delete</a>
<a href="#">RecallLetter.html</a>	<a href="#">Delete</a>

Done





Report by Template  
Age-Sex Report  
Visit Report  
PCN Catchment Report  
Flu Billing Report  
Overnight Batch Eligibility Checking  
Surveillance Report  
Rehab Study  
Export Patient List by Appointment Time  
Link Tracking Report  
Activity Report  
Provider Service Report  
Population Report

### **oscarBackup**

oscarDatabase/Document Download

### **oscarMessenger**

Messages  
Messenger Group Admin

### **E-Forms**

Upload a Form  
Upload an Image  
Form Groups

### **oscarEncounter**

Select Forms  
Import Form Data  
Customize Disease Registry Quick List  
Customize oscarMeasurements

### **Misc**

Clinic Admin  
Demographic Export  
Import New Demographic  
Demographic Merge Records

Now we have to  
get the html  
code and plug it  
into OSCAR

## UPLOAD E-FORM

Form name

Additional Information

Filename

Browse...

Upload

Create Form in Editor

[Back to Admin Page](#)

[Upload a Form](#)

[List Deleted Forms](#)

[Upload an Image eForm Groups](#)

Form Library

Form Name	Additional Information	Form Time	Action	Edit
<a href="#">Pharmacare Special Authority PPI New</a>		24	15:57:26	<a href="#">Delete</a> <a href="#">Edit</a>
<a href="#">Heart Function Clinic</a>		3-17	14:14:52	<a href="#">Delete</a> <a href="#">Edit</a>
<a href="#">Driving Assesment Reg</a>	DriveAble Victoria	03-11	19:25:48	<a href="#">Delete</a> <a href="#">Edit</a>
<a href="#">OSCARletter v0.9 BC</a>	Rich Text Editor / Word Processor	03-06	23:46:59	<a href="#">Delete</a> <a href="#">Edit</a>
<a href="#">CR Home Nursing Care</a>		03-01	17:07:50	<a href="#">Delete</a> <a href="#">Edit</a>
<a href="#">CRH Electrodiagnostic Reg</a>		02-23	14:35:30	<a href="#">Delete</a> <a href="#">Edit</a>
<a href="#">Framingham Risk Calculator</a>	written by Peter HC, MD	02-23	20:56:01	<a href="#">Delete</a> <a href="#">Edit</a>
<a href="#">UKPDS risk calculator</a>	written by Peter HC, MD	02-23	20:58:22	<a href="#">Delete</a> <a href="#">Edit</a>
<a href="#">CR Physiotherapy</a>		02-19	14:14:20	<a href="#">Delete</a> <a href="#">Edit</a>
<a href="#">CDC Virus Culture</a>		02-16	13:37:24	<a href="#">Delete</a> <a href="#">Edit</a>
<a href="#">CR Stroke Prevention Clinic</a>	strokepreventionclinic	2010-02-16	14:42:25	<a href="#">Delete</a> <a href="#">Edit</a>
<a href="#">Sunrise Resources</a>	sunriseresources	2010-02-16	16:49:11	<a href="#">Delete</a> <a href="#">Edit</a>
<a href="#">48 Hour History</a>	Dr Woermke 48hourhistory.png	2010-02-16	16:42:09	<a href="#">Delete</a> <a href="#">Edit</a>
<a href="#">St Joseph's general medical imaging reg</a>	Stjmedimaging	2010-01-25	21:15:29	<a href="#">Delete</a> <a href="#">Edit</a>
<a href="#">St Joseph's general medical imaging reg back</a>		2010-01-25	21:20:03	<a href="#">Delete</a> <a href="#">Edit</a>
<a href="#">St Joseph's Pulmonary Function Test reg</a>		2010-01-22	16:36:34	<a href="#">Delete</a> <a href="#">Edit</a>
<a href="#">St Joseph's PFT Instructions</a>		2010-01-22	16:38:20	<a href="#">Delete</a> <a href="#">Edit</a>
<a href="#">Palliative Care Benefit application form</a>		2010-01-21	12:58:27	<a href="#">Delete</a> <a href="#">Edit</a>
<a href="#">Lab Reg (Fraser Health)</a>	LabReq.html	2010-01-10	01:56:34	<a href="#">Delete</a> <a href="#">Edit</a>
<a href="#">COPD Action Plan</a>	COPD Action Plan	2010-01-10	01:52:54	<a href="#">Delete</a> <a href="#">Edit</a>
<a href="#">Complex Care Plan</a>		2010-01-10	01:49:42	<a href="#">Delete</a> <a href="#">Edit</a>
<a href="#">Stroke risk in atrial fibrillation</a>	CHADS2SPARC.html	2010-01-10	01:53:17	<a href="#">Delete</a> <a href="#">Edit</a>
<a href="#">Pharmacare Special Authority</a>	General Pharmacare SpAGeneric.html	2010-01-10	01:50:00	<a href="#">Delete</a> <a href="#">Edit</a>
<a href="#">Pharmacare Special Authority PPI</a>	PPI SpecialAuthorityPPI.html	2010-01-10	01:50:19	<a href="#">Delete</a> <a href="#">Edit</a>
<a href="#">CRH Doctors Orders</a>	CR Hospital Doctor's Orders Rx form CRHdoctorsorders	2010-01-10	01:59:26	<a href="#">Delete</a> <a href="#">Edit</a>
<a href="#">Pharmacare Special Authority SPIRIVA</a>	Spiriva Spiriva.html	2010-01-10	01:50:39	<a href="#">Delete</a> <a href="#">Edit</a>

your hard drive to pick up the HTML file if you saved it to your hard drive from the OSCAR website earlier...

But we didn't do that...

This is your existing library of eForms

This is where you browse to your hard drive to pick up the HTML file if you saved it to your hard drive from the OSCAR website earlier...

But we didn't do that...

This is your existing library of eForms

Done

## UPLOAD E-FORM

Form name

Additional Information

Filename

[Back to Admin Page](#)  
[Upload a Form](#)  
[List Deleted Forms](#)  
[Upload an Image](#)  
[eForm Groups](#)

### Form Library

Form Name	Additional Information	File	Form Date	Form Time	Action	Edit
<a href="#">Pharmacare Special Authority PPI New</a>			2010-03-24	15:57:26	<a href="#">Delete</a>	<a href="#">Edit</a>
<a href="#">Heart Function Clinic</a>			2010-03-17	14:14:52	<a href="#">Delete</a>	<a href="#">Edit</a>
<a href="#">Driving Assesment Reg</a>	DriveAble Victoria	DriveAble	2010-03-11	19:25:48	<a href="#">Delete</a>	<a href="#">Edit</a>
<a href="#">OSCARletter v0.9 BC</a>	Rich Text Editor / Word Processor	Edi	2010-03-06	23:46:59	<a href="#">Delete</a>	<a href="#">Edit</a>
<a href="#">CR Home Nursing Care</a>				17:07:50	<a href="#">Delete</a>	<a href="#">Edit</a>
<a href="#">CRH Electrodiagnostic Reg</a>				14:35:30	<a href="#">Delete</a>	<a href="#">Edit</a>
<a href="#">Framingham Risk Calculator</a>	written by Peter HC, MD			20:56:01	<a href="#">Delete</a>	<a href="#">Edit</a>
<a href="#">UKPDS risk calculator</a>	written by Peter HC, MD			20:58:22	<a href="#">Delete</a>	<a href="#">Edit</a>
<a href="#">CR Physiotherapy</a>				14:14:20	<a href="#">Delete</a>	<a href="#">Edit</a>
<a href="#">CDC Virus Culture</a>				13:37:24	<a href="#">Delete</a>	<a href="#">Edit</a>
<a href="#">CR Stroke Prevention Clinic</a>				14:42:25	<a href="#">Delete</a>	<a href="#">Edit</a>
<a href="#">Sunrise Resources</a>				16:49:11	<a href="#">Delete</a>	<a href="#">Edit</a>
<a href="#">48 Hour History</a>	Dr Woermke			16:42:09	<a href="#">Delete</a>	<a href="#">Edit</a>
<a href="#">St Joseph's general medical imaging reg</a>		Stjmedimaging	2010-01-25	21:15:29	<a href="#">Delete</a>	<a href="#">Edit</a>
<a href="#">St Joseph's general medical imaging reg back</a>		Stjmedimagingback	2010-01-25	21:20:03	<a href="#">Delete</a>	<a href="#">Edit</a>
<a href="#">St Joseph's Pulmonary Function Test reg</a>		PFTrequisition	2010-01-22	16:36:34	<a href="#">Delete</a>	<a href="#">Edit</a>
<a href="#">St Joseph's PFT Instructions</a>		PFTinstruction	2010-01-22	16:38:20	<a href="#">Delete</a>	<a href="#">Edit</a>
<a href="#">Palliative Care Benefit application form</a>		PalliativeCareBenefit.html	2010-01-21	12:58:27	<a href="#">Delete</a>	<a href="#">Edit</a>
<a href="#">Lab Reg (Fraser Health)</a>		LabReq.html	2010-01-10	01:56:34	<a href="#">Delete</a>	<a href="#">Edit</a>
<a href="#">COPD Action Plan</a>		COPD Action Plan	2010-01-10	01:52:54	<a href="#">Delete</a>	<a href="#">Edit</a>
<a href="#">Complex Care Plan</a>			2010-01-10	01:49:42	<a href="#">Delete</a>	<a href="#">Edit</a>
<a href="#">Stroke risk in atrial fibrillation</a>		CHADS2SPARC.html	2010-01-10	01:53:17	<a href="#">Delete</a>	<a href="#">Edit</a>
<a href="#">Pharmacare Special Authority</a>	General Pharmacare	SpAGeneric.html	2010-01-10	01:50:00	<a href="#">Delete</a>	<a href="#">Edit</a>
<a href="#">Pharmacare Special Authority PPI</a>	PPI	SpecialAuthorityPPI.html	2010-01-10	01:50:19	<a href="#">Delete</a>	<a href="#">Edit</a>
<a href="#">CRH Doctors Orders</a>	CRH Hospital Doctor's Orders Rx form	CRHdoctorsorders	2010-01-10	01:59:26	<a href="#">Delete</a>	<a href="#">Edit</a>
<a href="#">Pharmacare Special Authority SPIRIVA</a>	Spiriva	Spiriva.html	2010-01-10	01:50:39	<a href="#">Delete</a>	<a href="#">Edit</a>

What we did, was simply copy the code.

So we'll click the "Create Form" button and cheat...

Done



## Edit E-Form

Form name:

Dept of Natiional Defence

Additional Information:

Filename optional:

DND

Last Saved:

-- --

Upload File optional:

Browse...

Upload

Edit HTML:

Welcome to the html editing tool in OSCAR. This is where we paste the code we copied earlier. So click with your mouse anywhere in the box and hit CTRL + V

Submit:

Preview Last Saved

Save

Restore Last Saved

Back to E-Form List

Done



First, give your form a name

## Edit E-Form

Changes Saved

Form name: Dept of Natiional Defence

Additional Information:

Filename optional: DND

Last Saved: 2010-03-24 21:35:43

Upload File optional:

Browse...

Upload

Edit HTML:

```
<html>
<head>
<title>Department of National Defense Consultation Report</title>
<!-------Script to maximize window on loading----->
<script language="JavaScript1.2">
<!--
top.window.moveTo(0,0);
if (document.all) {
top.window.resizeTo(screen.availWidth,screen.availHeight);
}
else if (document.layers||document.getElementById) {
if (top.window.outerHeight<screen.availHeight||top.window.outerWidth<screen.availWidth){
top.window.outerHeight = screen.availHeight;
top.window.outerWidth = screen.availWidth;
}
}
//-->
</script>
<!-------End maximizing window script----->
<!-- CSS Script that removes textarea and textbox borders when printing -->
<style type="text/css" media="print">
div.DoNotPrint{
display:none;
}
.noborder {

```

Behold the HTML  
code you just  
pasted!

Click here to save your new form

Submit:

Preview Last Saved

Save

Restore Last Saved

Back to E-Form List

Done

Now let's go back to our e-Form list

## UPLOAD E-FORM

Form name

Additional Information

Filename

Browse...

Upload

Create Form in Editor

### Form Library

Form Name	Additional Information	File	Form Date	Form Time	Action	Edit
<a href="#">Pharmacare Special Authority PPI New</a>			2010-03-24	15:57:26	<a href="#">Delete</a>	<a href="#">Edit</a>
<a href="#">Dept of Natiional Defence</a>		DND	2010-03-24	21:35:43	<a href="#">Delete</a>	<a href="#">Edit</a>
<a href="#">Heart Function Clinic</a>			2010-03-17	14:14:52	<a href="#">Delete</a>	<a href="#">Edit</a>
<a href="#">Driving Assesment Reg</a>	DriveAble Victoria	DriveAble	2010-03-11	19:25:48	<a href="#">Delete</a>	<a href="#">Edit</a>
<a href="#">OSCARletter v0.9 BC</a>	Rich Text Editor / Word Processor	Editor-for-BC	2010-03-06	23:46:59	<a href="#">Delete</a>	<a href="#">Edit</a>
<a href="#">CR Home Nursing Care</a>		homenursingcare	2010-03-01	17:07:50	<a href="#">Delete</a>	<a href="#">Edit</a>
<a href="#">CRH Electrodiagnostic Reg</a>			2010-02-23	14:35:30	<a href="#">Delete</a>	<a href="#">Edit</a>
<a href="#">Framingham Risk Calculator</a>	written by Peter HC, MD	Framingham.html	2010-02-23	20:56:01	<a href="#">Delete</a>	<a href="#">Edit</a>
<a href="#">UKPDS risk calculator</a>	written by Peter HC, MD	UKPDS.html	2010-02-23	20:58:22	<a href="#">Delete</a>	<a href="#">Edit</a>
<a href="#">CR Physiotherapy</a>		crphysiotherapy	2010-02-19	14:14:20	<a href="#">Delete</a>	<a href="#">Edit</a>
<a href="#">CDC Virus Culture</a>		virusculture	2010-02-16	13:37:24	<a href="#">Delete</a>	<a href="#">Edit</a>
<a href="#">CR Stroke Prevention Clinic</a>		strokepreventionclinic	2010-02-16	14:42:25	<a href="#">Delete</a>	<a href="#">Edit</a>
<a href="#">Sunrise Resources</a>		sunriseresources	2010-02-16	16:49:11	<a href="#">Delete</a>	<a href="#">Edit</a>
<a href="#">48 Hour History</a>	Dr Woermke	48hourhistory.png	2010-02-16	16:42:09	<a href="#">Delete</a>	<a href="#">Edit</a>
<a href="#">St Joseph's general medical imaging reg</a>		StJmedimaging	2010-01-25	21:15:29	<a href="#">Delete</a>	<a href="#">Edit</a>
<a href="#">St Joseph's general medical imaging reg back</a>		StJmedimagingback	2010-01-25	21:20:03	<a href="#">Delete</a>	<a href="#">Edit</a>
<a href="#">St Joseph's Pulmonary Function Test reg</a>		PFTrequisition	2010-01-22	16:36:34	<a href="#">Delete</a>	<a href="#">Edit</a>
<a href="#">St Joseph's PFT Instructions</a>		PFTinstruction	2010-01-22	16:38:20	<a href="#">Delete</a>	<a href="#">Edit</a>
<a href="#">Palliative Care Benefit application form</a>		PalliativeCareBenefit.html	2010-01-21	12:58:27	<a href="#">Delete</a>	<a href="#">Edit</a>
<a href="#">Lab Req (Fraser Health)</a>		LabReq.html	2010-01-10	01:56:34	<a href="#">Delete</a>	<a href="#">Edit</a>

There it is

Done

[Back](#)  
[Admin](#)  
[Pages](#)  
[Upload Form](#)  
[List](#)  
[Delete](#)  
[Form](#)  
[Upload Image](#)  
[eForm](#)  
[Group](#)



<b>Preventions</b> + MMR MenC-C Tdap-IPV-Hib DTaP-IPV Hib Pneu-C <b>View Tickler</b> + Dx Registry + Forms + E-Forms + OSCAReditor v0.9 ... 28-Feb-2010 Documents + Lab Result + Oscar Msg + Measurements + Consultations +	<b>Social History</b> + O Father is an MD in the states. Fairly wealthy family. Non smoker. Exercise: Baseball, hunting. <b>Ongoing Concerns</b> + O Cryptic vasculitis on the neck. Multiple blood transfusions for anaemia NYD. Chronic hypothermia. Narcissistic personality traits.	<b>Medical History</b> + O Cryptic anaemia. No previous surgical procedures. Puncture wound chest (accidentally fell on a wooden stake). Almost died of consumption long ago (???). <b>Reminders</b> + O Obsessed with Canadian Blood Services requests blood transfusions frequently	<b>Allergies</b> + GARLIC ... 28-Feb-2010 STRONG SUNLIGHT ... 28-Feb-2010 Prescriptions + EPREX STERILE SOLUTION 10000IU/1.0 Other Meds +
---	--	---	--

**Risk Factors** +  
Drives fast without seatbelt

**Family History** +  
Pt is adopted, no known blood relatives

**Current Issues** +  
Ongoing Concerns as part of cpp  
Medical History as part of cpp  
Reminders as part of cpp  
Social History as part of cpp  
Family History as part of cpp  
Risk Factors as part of cpp

Now let's open our favorite test patient chart to test drive our newly uploaded e-Form

**Father is an MD in the states. Fairly wealthy family**  
Editors: Klein, Gunther;  
Assigned Issues: Social History as part of cpp  
Date: 28-Feb-2010 21:16 rev1  
Enc Type:

**[28-Feb-2010 .: Rash on the neck]**  
S: Brought in today by his very concerned girlfriend who is worried about the rash he has on his neck, she says that this shows up intermittently and recurrently, the patient seem casually unconcerned, yet polite  
O: Strange looking rash, superficial bruising (could these be love bites - I note that, besides his attractive girlfriend, he is accompanied by a gaggle of young girls), he seems a bit pale, wearing boy make-up, aloof disposition, seem strangely hypothermic, no needle tracks on his arms  
A: Vasculitis versus superficial bruising, need to exclude cutaneous manifestations of infective disease and STD  
P: Ordered a haematological workup, check for STDs, long discussion about safe sex practices, follow up for results  
[Signed on 28-Feb-2010 23:27 by Gunther Klein MBChB CCFP]  
Editors: Klein, Gunther;  
Date: 28-Feb-2010 23:27 rev1  
Enc Type:

**Occasional absences from school**  
Editors: Klein, Gunther;  
Assigned Issues: Ongoing Concerns as part of cpp  
Date: 01-Mar-2010 1:01 rev2  
Enc Type:

**Father is an MD in the states. Fairly wealthy fami**  
Editors: Klein, Gunther;  
Date: 01-Mar-2010 1:02 rev2  
Enc Type:

Assign

<b>View Group:</b> <a href="#">Show All</a> <a href="#">Clinical Tools</a> (13) <a href="#">CRH Requisitions</a> (24) <a href="#">Letters</a> (4) <a href="#">Medicals</a> (1) <a href="#">Palliative Care</a> (3) <a href="#">Pharmacare</a> (5) <a href="#">REQs</a> (32) <a href="#">Stationary &amp; Letterh</a> (5)  <a href="#">Edit Groups</a>	<a href="#">Asthma Special Authority</a>		2009-10-27
	<a href="#">Bone Density Referral</a>		2009-12-15
	<a href="#">Breast Imaging BC standard</a>		2009-07-02
	<a href="#">CDC Virus Culture</a>		2010-02-16
	<a href="#">Complex Care Plan</a>		2010-01-10
	<a href="#">COPD Action Plan</a>		2010-01-10
	<a href="#">COPD Special Authority</a>		2009-10-27
	<a href="#">CR CT Requisition</a>	CT scan	2009-10-02
	<a href="#">CR Diabetes Education</a>		2009-11-09
	<a href="#">CR Home Nursing Care</a>		2010-03-01
	<a href="#">CR Lab Requisition</a>	Lab Req	2009-10-02
	<a href="#">CR Medical Imaging Booked</a>	X-ray booked	2009-11-13
	<a href="#">CR Medical Imaging Outpatient</a>	X-ray outpatient	2009-11-13
	<a href="#">CR Mental Health Client Referral Form</a>		2009-11-23
	<a href="#">CR Pathology Requisition</a>		2009-12-22
	<a href="#">CR Physiotherapy</a>		2010-02-19
	<a href="#">CR Physiotherapy Rehab in Motion</a>		2009-11-23
	<a href="#">CR Stroke Prevention Clinic</a>		2010-02-16
	<a href="#">CRH Consent for Treatment</a>		2009-08-07
	<a href="#">CRH Doctors Orders</a>		2010-01-10
	<a href="#">CRH Electrodiagnostic Reg</a>		2010-02-23
	<a href="#">CRH Heart Function clinic</a>		2009-08-06
	<a href="#">CRH Out patient diet</a>		2009-08-06
	<a href="#">Dept of Natiional Defence</a>		2010-03-24
	<a href="#">Doctor's Note</a>	sick note / general note	2009-10-16
	<a href="#">Driver Report to OSMV</a>		2009-10-16
	<a href="#">Driving Assesment Reg</a>	DriveAble Victoria	2010-03-11
	<a href="#">Electrodiagnostic Reg2</a>		2009-10-27
	<a href="#">Family Doctor Report</a>	FDR	2009-10-20
	<a href="#">Framingham Risk Calculator</a>	written by Peter HC. MD	2010-02-23

There it is, sorted  
alphabetically by  
form name

Done



National  
Défense

Défense  
nationale

PROTECTED B (When completed) - PROTÉGÉ B (Une fois rempli)

## Consultant Clinical Report Rapport de consultation

Medical facility - Établissement médical

River City Medical Clinic

Surname - Nom

CULLEN

First name and initials - Prénom et initiales

EDWARD

Rank - Grade

PR/ISN - CIDP/NM

DOB - DDN

19/04/1993 (d/m/y)

MOS ID - ID SGPM

Parent unit - Unité d'appartenance

ASU Chilliwack

Referred to - Médecin consultant

Date

2010-03-24

Unit and/or address of referred consultant - Unité et/ou adresse du médecin consulté

Box 369 Stn A - 1424-B Island Hwy, Campbell River, BC, British Columbia, V9W 5B6

CULLEN, EDWARD

999 Sylvania Cr

Forks, WA, US, 99999

Home: 555-555-5555

Work: 555-999-9999

19/04/1993 (M)

Notice how the text boxes populate automatically with the patient demographics. The HTML code you uploaded pulls this information out of the OSCAR database

Summary of complaints - Résumé des symptômes

Signature of MO IC case (over printed name)  
Signature du médecin militaire traitant  
(au-dessus du nom en lettres dactylographiées)

Consultant's Report - Rapport du médecin consultant

Action  
MO's initials  
Initiales - MM  
Yes - Oui  
No - Non

Diagnosis - Diagnostic

Recommendations - Recommendations

Consultant's specialty  
Spécialité du consultant

General Practitioner

Name and initials - Nom et initiales

Klein, Gunther

Signature

"Electronically signed"

Date

2010-03-24

CF 2008 (08-2008) 7630-21-679-4533

\* Use form DND 849 as necessary - Utiliser formulaire DND 849 au besoin

Design: Forms Management 863-4000  
Conception: Gestion des formulaires 993-4062

PROTECTED B (When completed) - PROTÉGÉ B (Une fois rempli)

Subject:

Submit

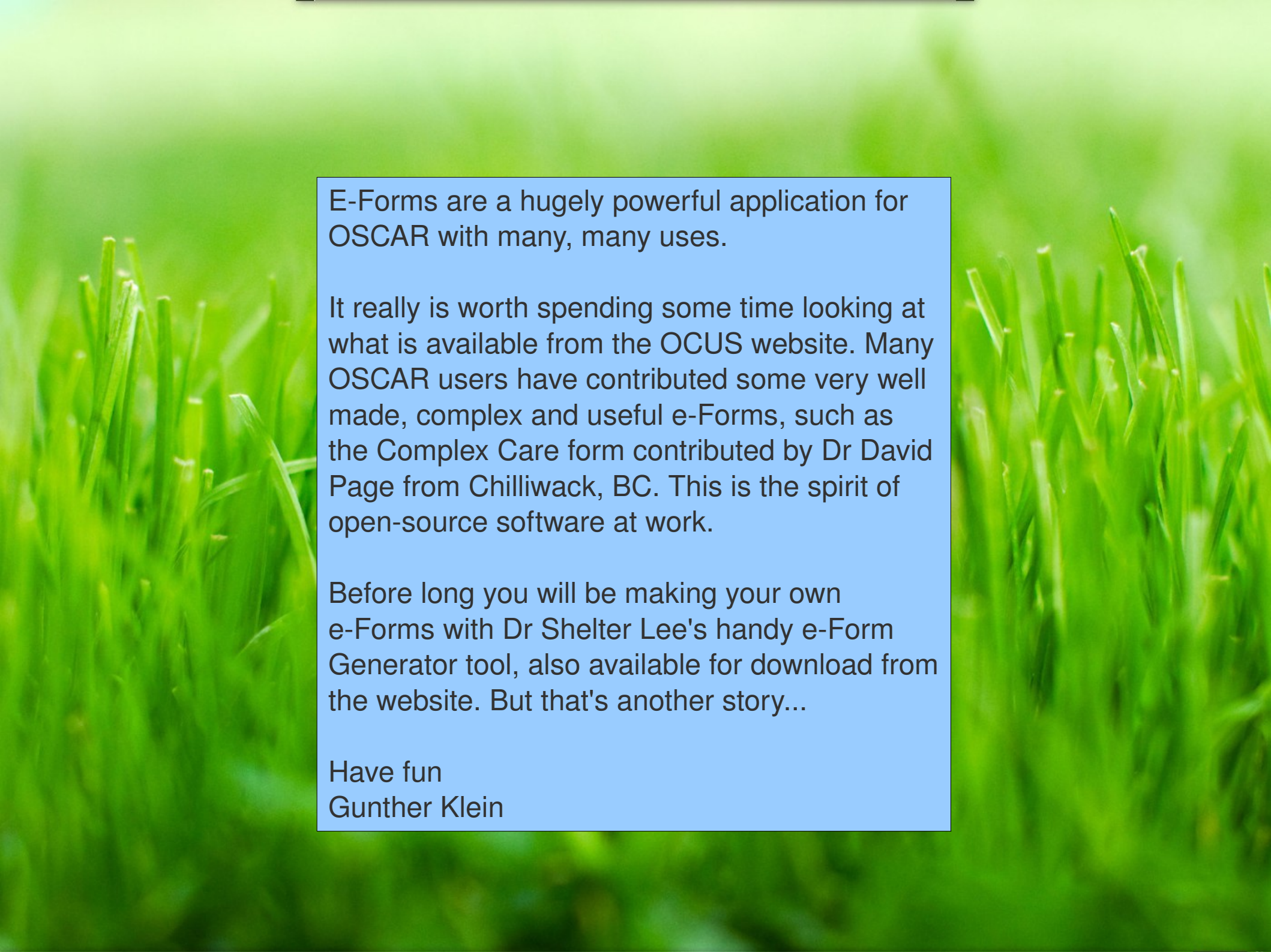
Reset

Print

Print and Submit

Done



The background of the slide is a close-up photograph of green grass, with some blades in sharp focus and others blurred, creating a soft, natural texture.

E-Forms are a hugely powerful application for OSCAR with many, many uses.

It really is worth spending some time looking at what is available from the OCUS website. Many OSCAR users have contributed some very well made, complex and useful e-Forms, such as the Complex Care form contributed by Dr David Page from Chilliwack, BC. This is the spirit of open-source software at work.

Before long you will be making your own e-Forms with Dr Shelter Lee's handy e-Form Generator tool, also available for download from the website. But that's another story...

Have fun  
Gunther Klein