

# Firefox Tweaks



# Firefox Tweaks

- **Automatically delete Firefox download history**
- Customize tool-bars and look
- Use the bookmarks tool-bar
- Firefox hotkeys (F11, CTRL + D / F)
- Page setup for printout, blank headers/footers
- Customize the download folder
- Automatic updates enable / disable

# Firefox Tweaks

**Automatically delete Firefox download history**

In Windows:

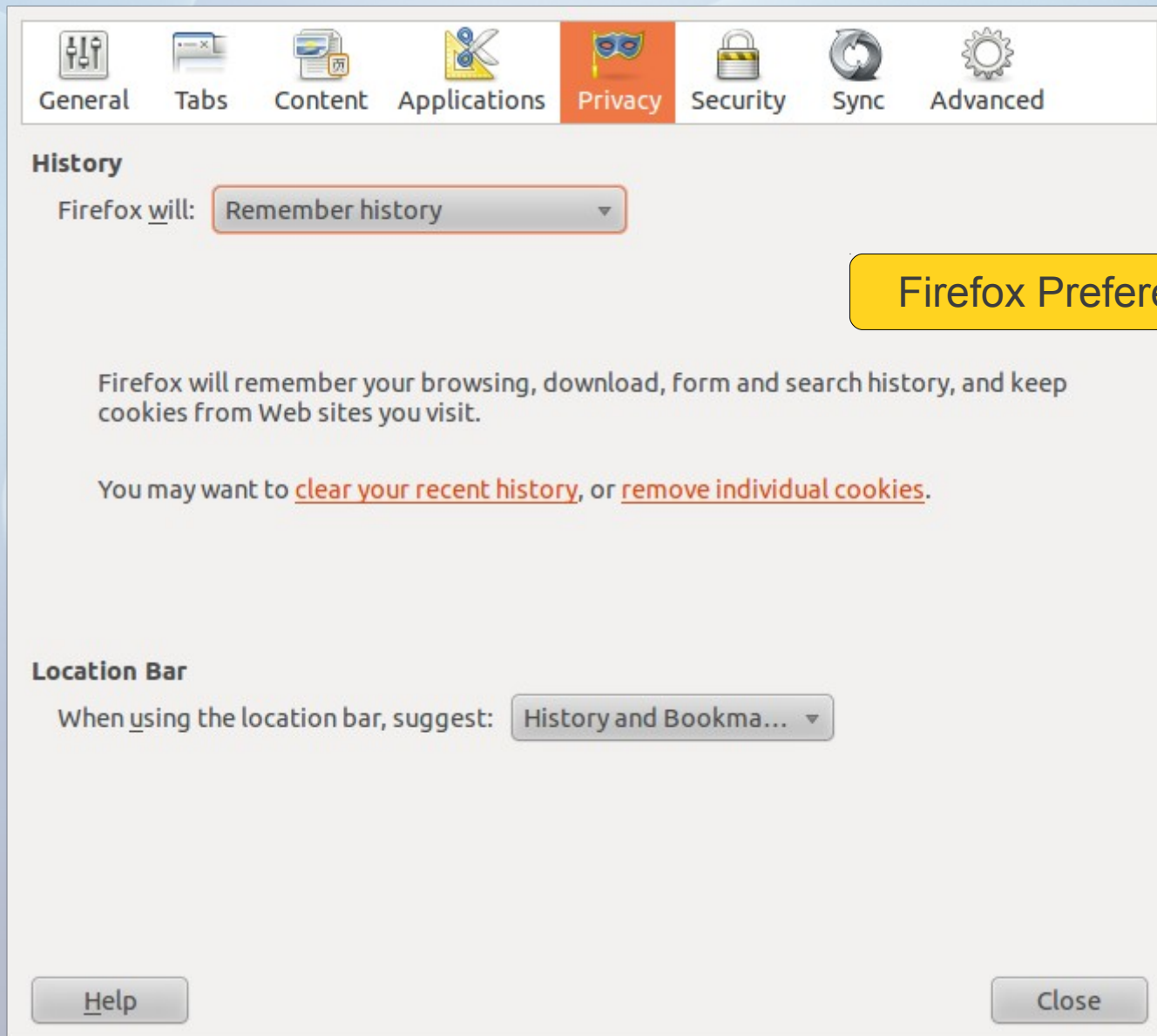
- Go to File Menu
- Tools
- Options
- Privacy Tab



In Mac or Ubuntu:

- Go to File Menu
- Edit
- Preferences
- Privacy Tab

# Auto-delete Browser History



The image shows a screenshot of the Firefox Preferences dialog box, specifically the Privacy tab. The dialog box has a title bar with several icons and labels: General, Tabs, Content, Applications, Privacy (highlighted in orange), Security, Sync, and Advanced. Below the title bar, the 'History' section is visible. It contains a dropdown menu labeled 'Firefox will:' with the option 'Remember history' selected. Below this, there is a paragraph of text explaining that Firefox will remember browsing, download, form, and search history, and keep cookies from websites visited. There are two links: '[clear your recent history](#)' and '[remove individual cookies](#)'. Below this is the 'Location Bar' section, which has a dropdown menu labeled 'When using the location bar, suggest:' with the option 'History and Bookma...' selected. At the bottom of the dialog box, there are two buttons: 'Help' and 'Close'. A yellow callout box with the text 'Firefox Preferences' is positioned to the right of the dialog box.

General Tabs Content Applications **Privacy** Security Sync Advanced

**History**

Firefox will: Remember history ▼

Firefox will remember your browsing, download, form and search history, and keep cookies from Web sites you visit.

You may want to [clear your recent history](#), or [remove individual cookies](#).

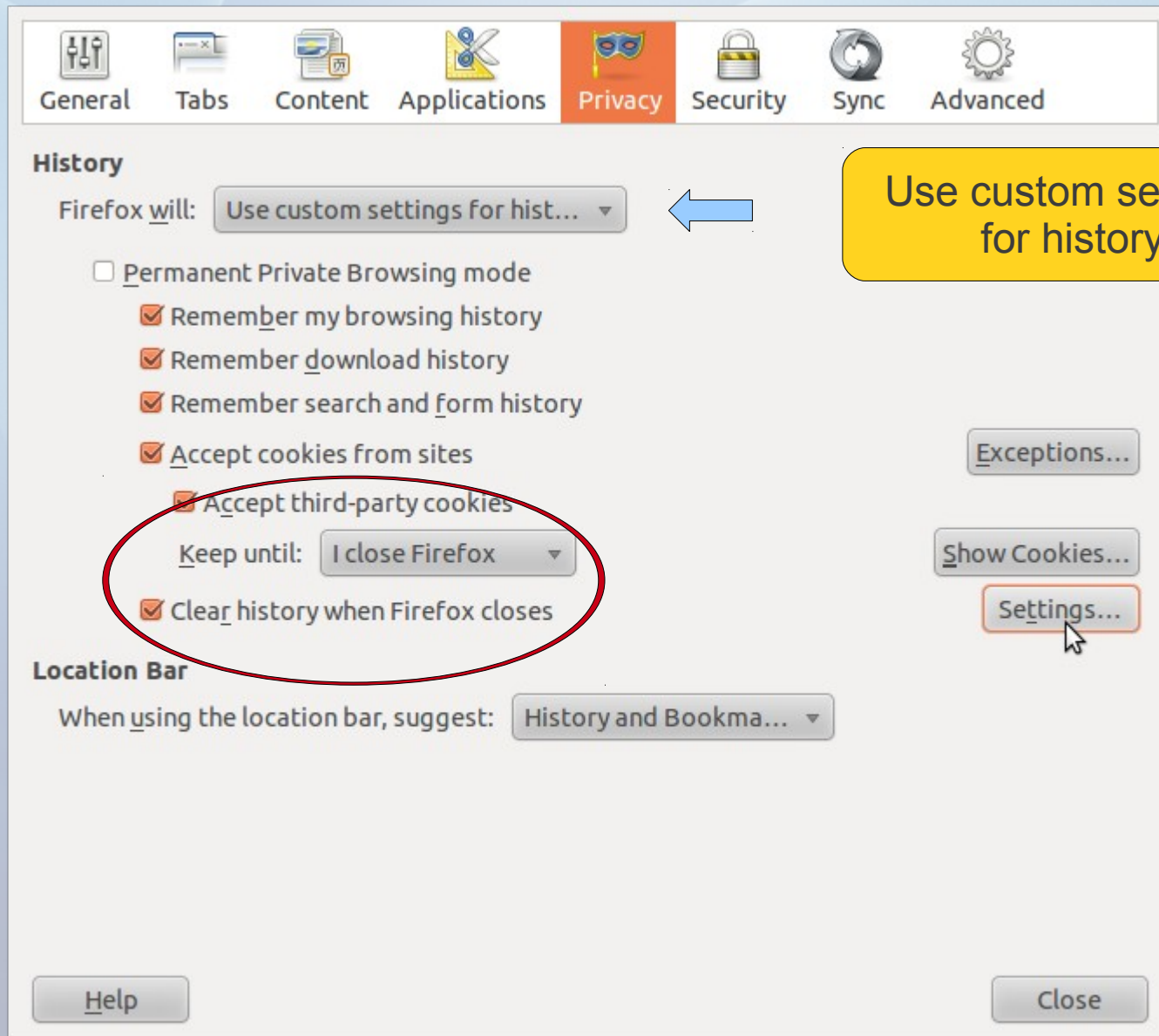
**Location Bar**

When using the location bar, suggest: History and Bookma... ▼

Help Close

Firefox Preferences

# Auto-delete Browser History



The screenshot shows the Firefox Privacy settings window. The 'Privacy' tab is selected. Under the 'History' section, the 'Firefox will:' dropdown is set to 'Use custom settings for history...'. Below this, several options are listed with checkboxes: 'Permanent Private Browsing mode' (unchecked), 'Remember my browsing history' (checked), 'Remember download history' (checked), 'Remember search and form history' (checked), 'Accept cookies from sites' (checked), 'Accept third-party cookies' (checked), and 'Clear history when Firefox closes' (checked). The 'Keep until:' dropdown is set to 'I close Firefox'. The 'Settings...' button is highlighted with a red box and a mouse cursor. A blue arrow points to the 'Firefox will:' dropdown. A yellow callout box contains the text 'Use custom settings for history'.

General   Tabs   Content   Applications   **Privacy**   Security   Sync   Advanced

**History**

Firefox will: Use custom settings for hist... ▾

Permanent Private Browsing mode

Remember my browsing history

Remember download history

Remember search and form history

Accept cookies from sites

Accept third-party cookies

Keep until: I close Firefox ▾

Clear history when Firefox closes

**Location Bar**

When using the location bar, suggest: History and Bookma... ▾

Exceptions...

Show Cookies...

Settings...

Help   Close

# Auto-delete Browser History

The image shows the Firefox Privacy settings dialog box. The 'Privacy' tab is selected. Under the 'History' section, the 'Clear history when Firefox closes' option is checked. A red arrow points to the 'Settings...' button. A sub-dialog box is open, titled 'When I quit Firefox, it should automatically clear all:'. It has a 'History' section with 'Browsing History', 'Download History', and 'Form & Search History' checked. It also has a 'Data' section with 'Offline Website Data' checked. The 'Browsing History' checkbox is highlighted with a red box.

**General** **Tabs** **Content** **Applications** **Privacy** **Security** **Sync** **Advanced**

**History**  
Firefox will: Use custom settings for hist... ▾

- Permanent Private Browsing mode
- Remember my browsing history
- Remember download history
- Remember search and form history
- Accept cookies from sites
  - Accept third-party cookies

Keep until: I close Firefox ▾

Clear history when Firefox closes

Exceptions...  
Show Cookies...  
Settings...

**Location Bar**  
When using the location bar, suggest: History and Bookmarks

Help

**When I quit Firefox, it should automatically clear all:**

**History**

- Browsing History
- Download History
- Form & Search History
- Cookies
- Active Logins
- Cache

**Data**

- Saved Passwords
- Site Preferences
- Offline Website Data

Help Cancel OK

# Firefox Tweaks

- Automatically delete Firefox download history
- **Customize tool-bars and look**
- Use the bookmarks tool-bar
- Firefox hotkeys (F11, CTRL + D / F)
- Page setup for printout, blank headers/footers
- Customize the download folder
- Automatic updates enable / disable

# Firefox Tweaks

## Customize toolbars and Icons



- File menu
- View
- Toolbars
- Customize...





# Firefox Tweaks

You can add or remove items by dragging to or from the toolbars.



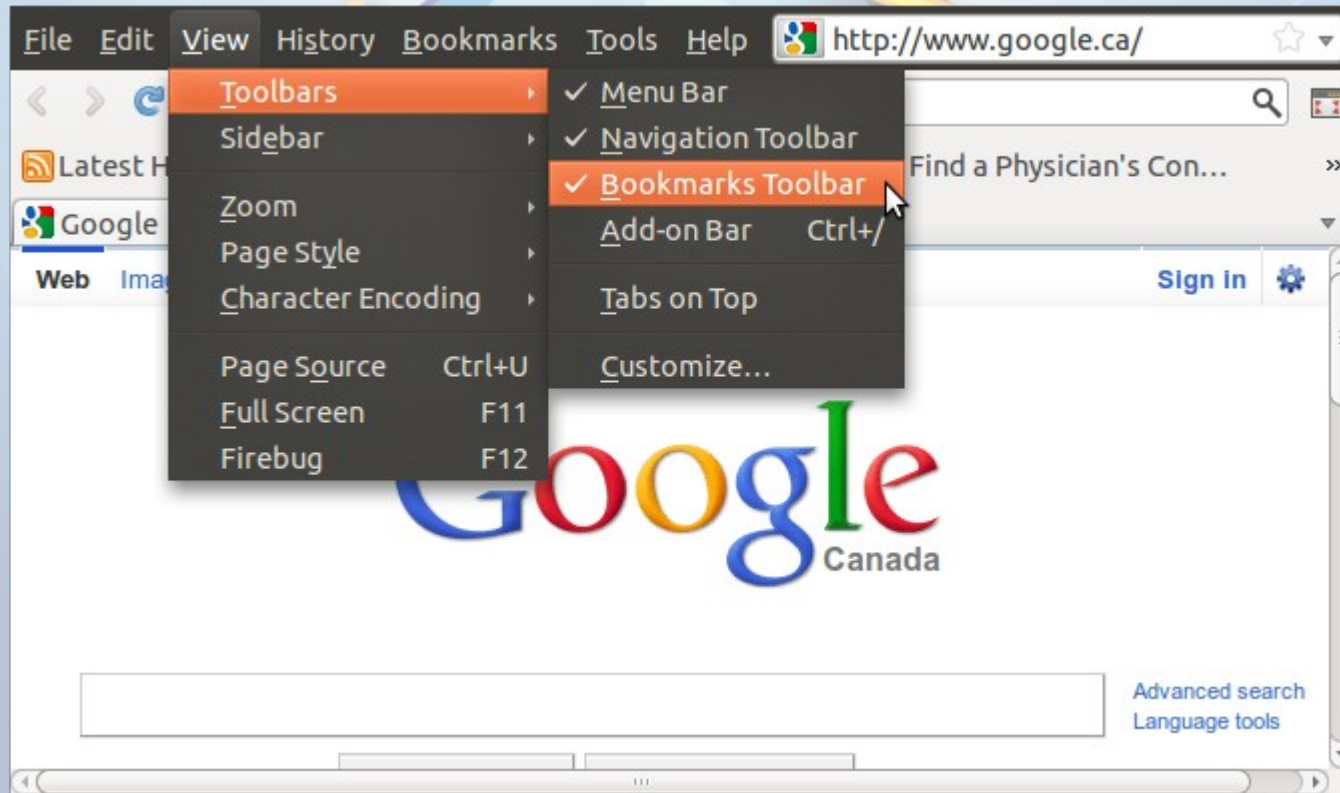
Show:

Use Small Icons

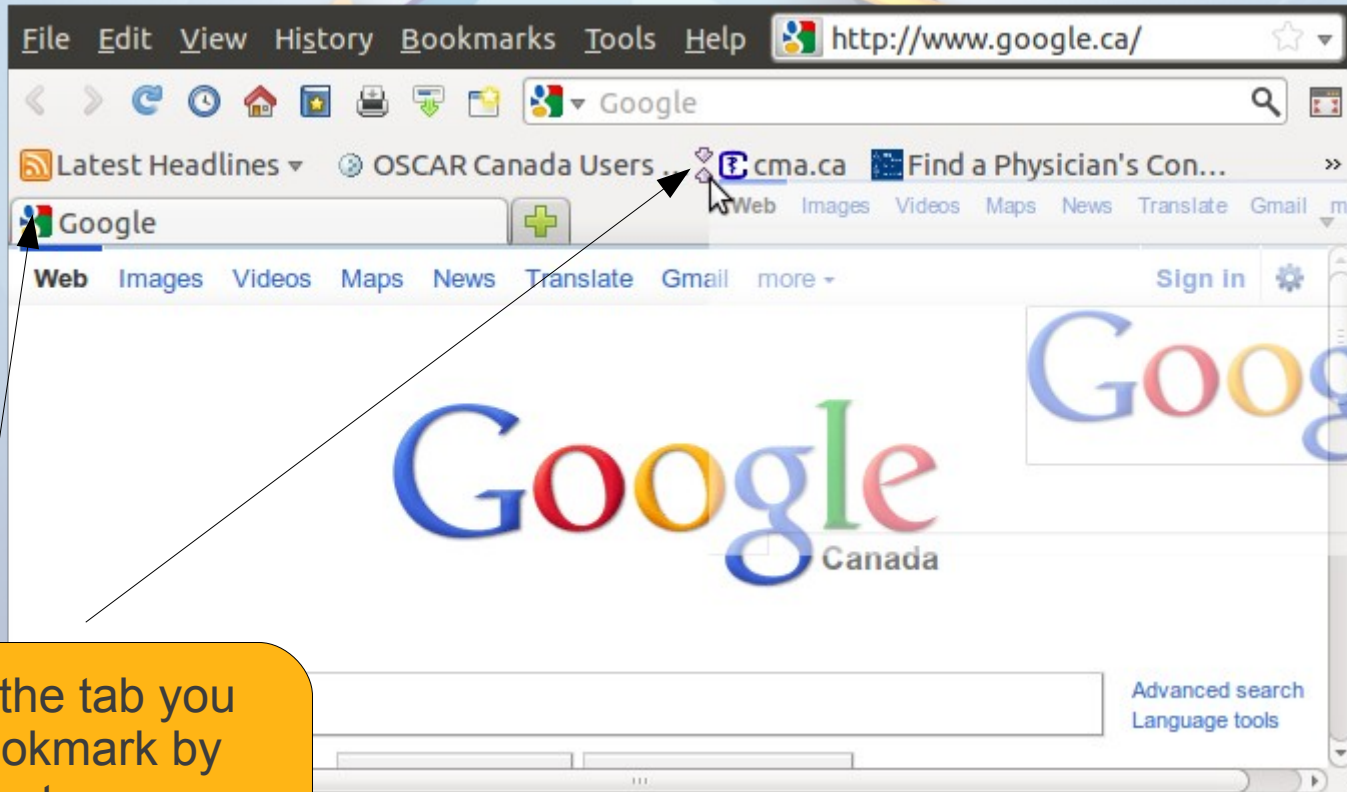
# Firefox Tweaks

- Automatically delete Firefox download history
- Customize tool-bars and look
- **Use the bookmarks tool-bar**
- Firefox hotkeys (F11, CTRL + D / F)
- Page setup for printout, blank headers/footers
- Customize the download folder
- Automatic updates enable / disable

# Firefox Tweaks



# Firefox Tweaks



Just **drag** the tab you want to bookmark by its little icon to your bookmarks toolbar, and **drop** into position

# Firefox Tweaks

- Automatically delete Firefox download history
- Customize tool-bars and look
- Use the bookmarks tool-bar
- **Firefox hotkeys**
- Page setup for printout, blank headers/footers
- Customize the download folder
- Automatic updates enable / disable

# Firefox Tweaks

**NAVIGATION** Command

Firefox Hotkey

Back

Alt+Left Arrow - Ctrl+[

Forward

Alt+Right Arrow - Ctrl+]

Home

Alt+Home

Open File

Ctrl+O

Reload

F5 - Ctrl+R

Reload (override cache)

Ctrl+F5 - Ctrl+Shift+R

Stop

Esc



# Firefox Tweaks

## **PAGE NAVIGATION**

## **Firefox Hotkey**

**Go to Bottom of Page**

**End**

**Go to Top of Page**

**Home**

**Print**

**Ctrl+P**

**Save Page As**

**Ctrl+S**

**Zoom In**

**Ctrl++**

**Zoom Out**

**Ctrl+-**

**Zoom Reset**

**Ctrl+0**



# Firefox Tweaks

**SEARCH** Command

Firefox Hotkey

Find

Ctrl+F

Find Again

F3 - Ctrl+G

Find Previous

Shift+F3 - Ctrl+Shift+G

Find As You Type (Link)

'

Find As You Type (Text)

/

Navigate to Search Bar

Ctrl+K - Ctrl+J





# Firefox Tweaks

## **MISC.** Command

## Firefox Hotkey

Open new Tab

Ctrl+T

Close Tab

Ctrl+F4 - Ctrl+W

Open new Window

Ctrl+N

Close Window

Alt+F4 - Ctrl+Shift+W

Navigate to next Tab

Ctrl+ ← → - Ctrl+PgUp /PgDn

Toggle Full-screen

F11

Bookmark Page

Ctrl+D

Show Bookmarks

Ctrl+B



# Firefox Tweaks

## Keyboard Navigation in OSCAR

- ALT + T = Today's Schedule
- ALT + S = Search for Patient
- ALT + D = Open eDocs

...

# Firefox Tweaks

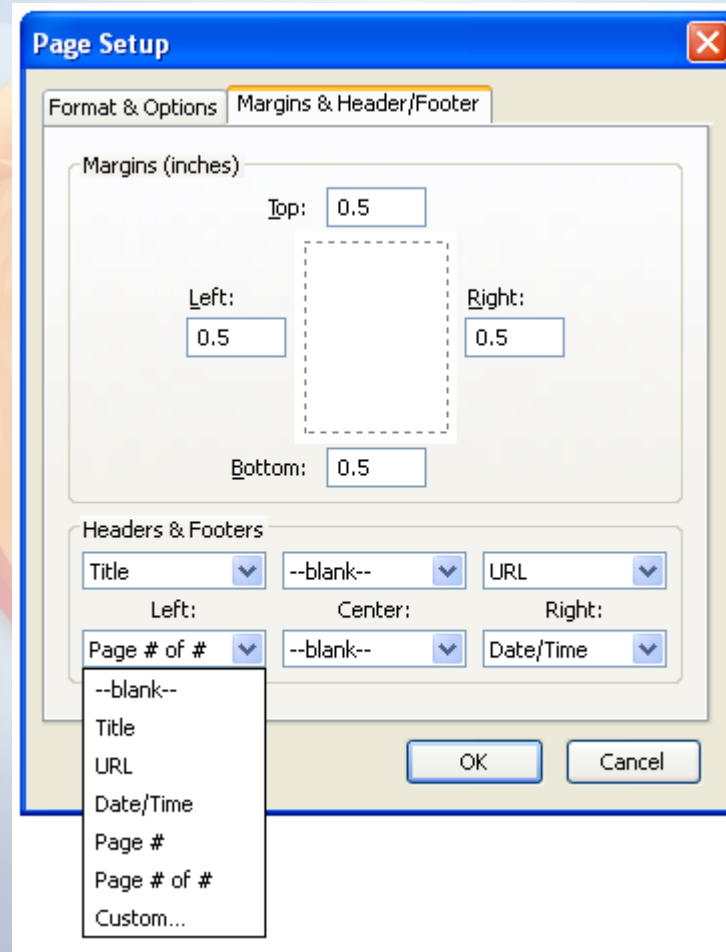
- 
- The Firefox logo, featuring a stylized orange and yellow flame-like shape surrounding a blue and white globe, is centered in the background of the slide.
- Automatically delete Firefox download history
  - Customize tool-bars and look
  - Use the bookmarks tool-bar
  - Firefox hotkeys (F11, CTRL + D / F)
  - **Page setup for printout, blank headers/footers**
  - Customize the download folder
  - Automatic updates enable / disable

# Page Setup in Windows

- File menu
- File
- Page Setup



# Page Setup in Windows



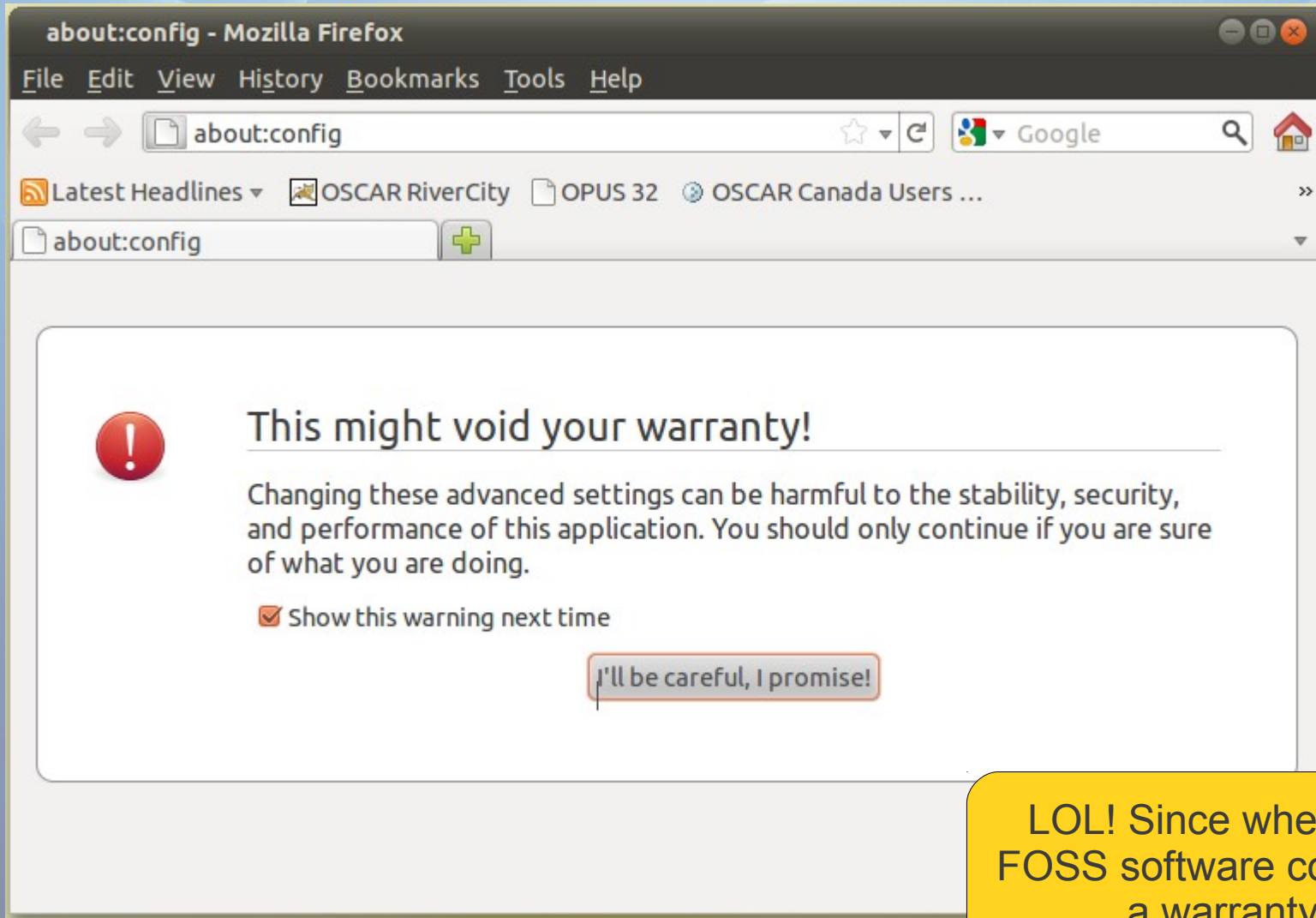
# in Mac / Ubuntu



Type “**about:config**” right in the Firefox address bar

# about:config

(Type “**about:config**” in the Firefox address bar)



LOL! Since when does FOSS software come with a warranty?

# Blank Headers/Footers

The screenshot shows the Firefox 'about:config' page. A search filter 'print' is applied to the preference list. A dialog box is open for editing the 'print.print\_footerleft' preference, with the current value '&U' highlighted for deletion.

| Preference Name               | Status          | Type          | Value         |
|-------------------------------|-----------------|---------------|---------------|
| print.print_extra_margin      | default         | integer       | 0             |
| print.print_footercenter      | default         | string        |               |
| <b>print.print_footerleft</b> | <b>user set</b> | <b>string</b> | <b>&amp;U</b> |
| print.print_footerright       | user set        | string        |               |
| print.print_header            | default         | string        |               |
| print.print_header            |                 |               |               |
| print.print_header            |                 |               |               |
| print.print_in_co             |                 |               |               |
| print.print_landscape         |                 |               |               |
| print.print_marg              |                 |               |               |
| print.print_marg              |                 |               |               |
| print.print_marg              |                 |               |               |
| print.print_margin_top        | user set        | string        | 0.5           |
| print.print_oddpages          | user set        | boolean       | true          |
| print.print_orientation       | user set        | integer       | 0             |

Filter by the term "print"

Look for headers and footers

Delete character strings and leave field blank



# Set Printout Margins

about:config - Mozilla Firefox

File Edit View History Bookmarks Tools Help

about:config

Latest Headlines OSCAR RiverCity OPUS 32 OSCAR Canada Users ...

Filter: print

| Preference Name                  | Status          | Type          | Value      |
|----------------------------------|-----------------|---------------|------------|
| print.print_extra_m...           | default         | integer       | 0          |
| print.print_footerc...           |                 |               |            |
| print.print_footerl...           |                 |               |            |
| print.print_headerc...           |                 |               |            |
| print.print_headerl...           |                 |               |            |
| print.print_in_colo...           |                 |               |            |
| print.print_landscape            | default         | boolean       | false      |
| <b>print.print_margin_bottom</b> | <b>user set</b> | <b>string</b> | <b>0.5</b> |
| <b>print.print_margin_left</b>   | <b>user set</b> | <b>string</b> | <b>0.5</b> |
| print.print_margin_right         | user set        | string        | 0.5        |
| print.print_margin_top           | user set        | string        | 0.5        |
| print.print_oddpages             | user set        | boolean       | true       |
| print.print_orientation          | user set        | integer       | 0          |

Enter string value

print.print\_margin\_left

0.5

Cancel OK

Now look for the margin settings

And set margins to 0.1

# Firefox Tweaks

- Automatically delete Firefox download history
- Customize tool-bars and look
- Use the bookmarks tool-bar
- Firefox hotkeys (F11, CTRL + D / F)
- Page setup for printout, blank headers/footers
- **Customize the download folder**
- Automatic updates enable / disable

# Firefox Tweaks

**Customize the download folder**

In Windows:

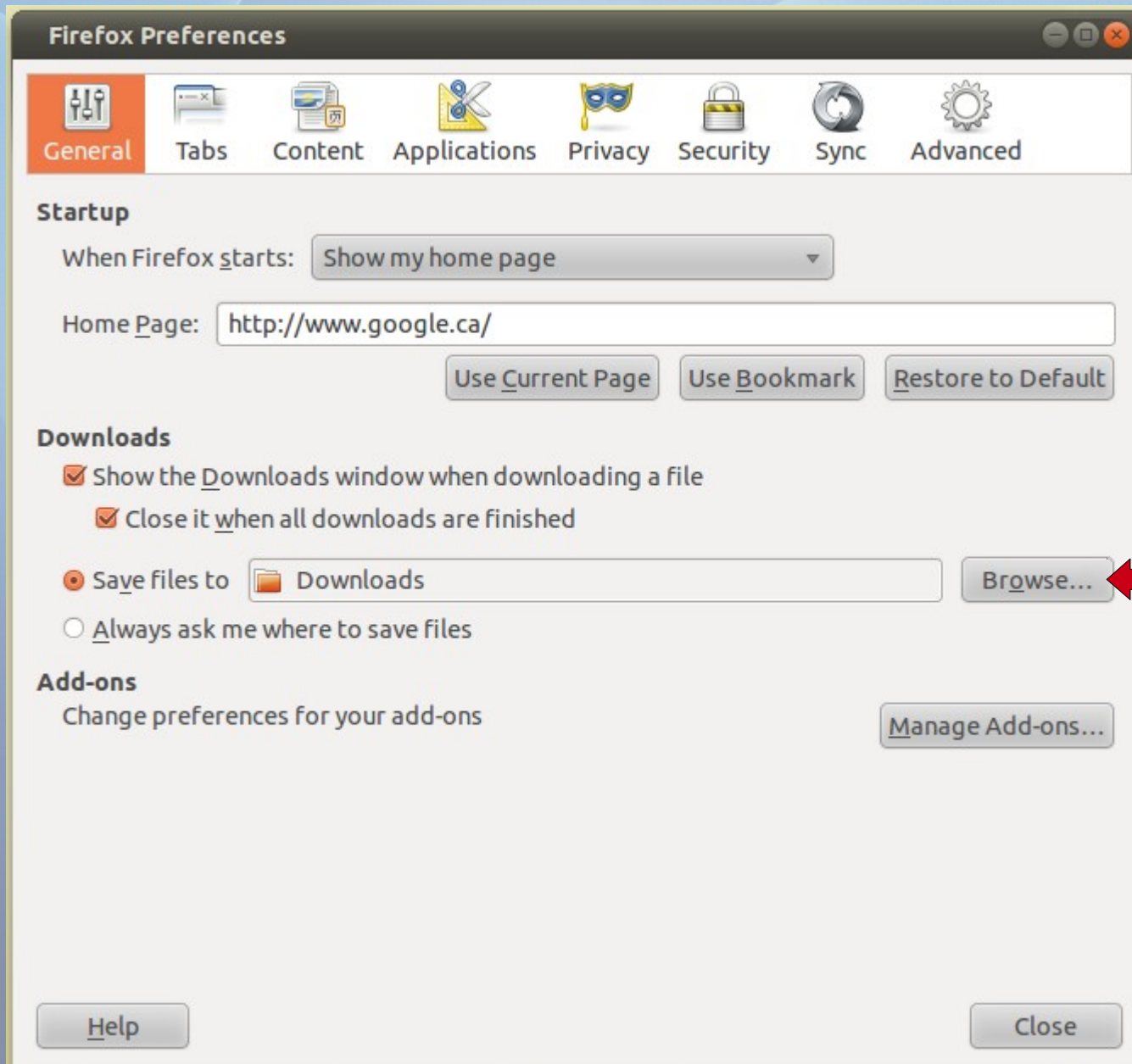
- Go to File Menu
- Tools
- Options
- General Tab



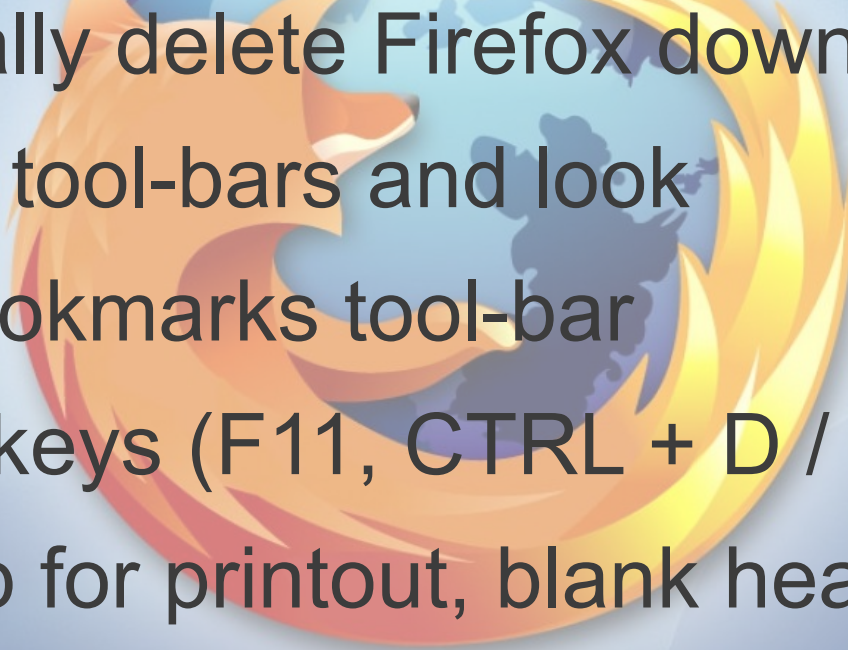
In Mac or Ubuntu:

- Go to File Menu
- Edit
- Preferences
- General Tab

# Firefox Tweaks



# Firefox Tweaks

- 
- The Firefox logo, featuring a stylized orange and yellow fox head with flames, set against a blue globe background.
- Automatically delete Firefox download history
  - Customize tool-bars and look
  - Use the bookmarks tool-bar
  - Firefox hotkeys (F11, CTRL + D / F)
  - Page setup for printout, blank headers/footers
  - Customize the download folder
  - **Automatic updates enable / disable**

# Firefox Tweaks

**Automatic updates enable / disable**

In Windows:

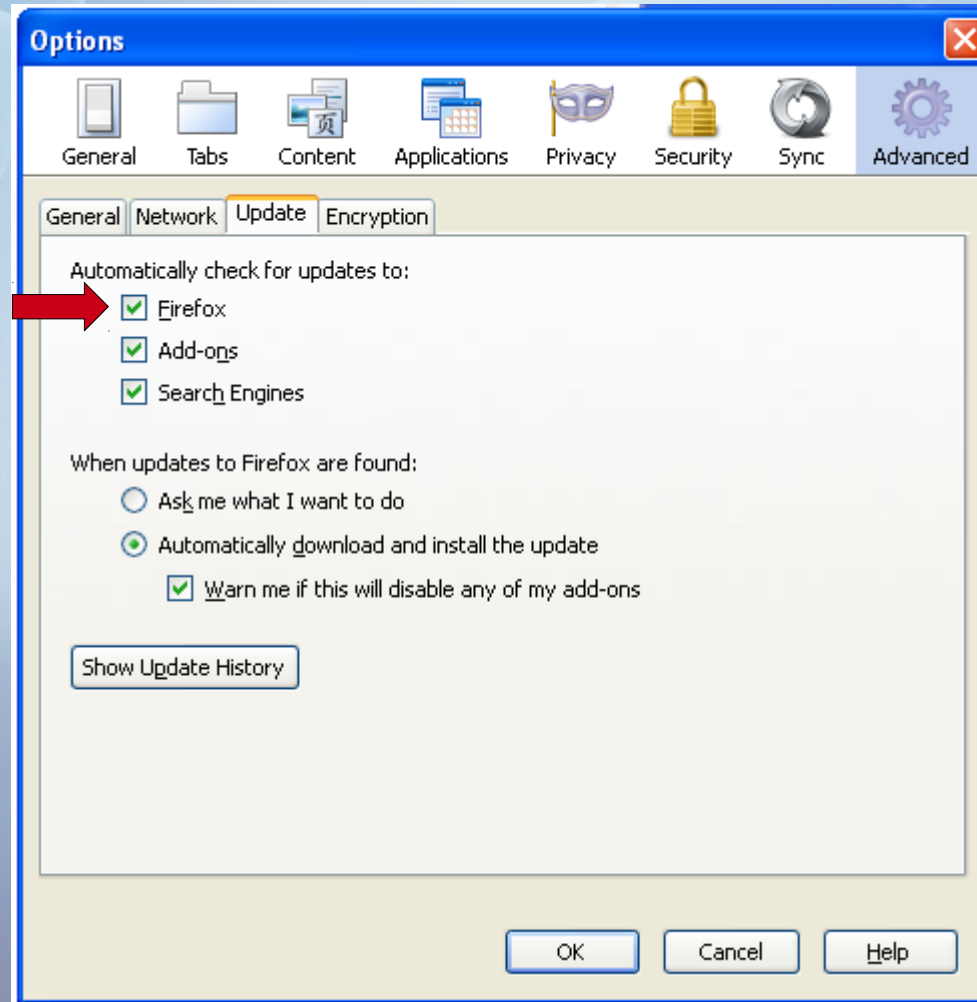
- Go to File Menu
- Tools
- Options
- Advanced Tab



In Mac or Ubuntu:

- Go to File Menu
- Edit
- Preferences
- Advanced Tab

# Firefox Tweaks



# Firefox Tweaks



Bond with your browser!